





















78w - Water Pump Catalog




















800-255-2052

[Printer Version](#)

JANUARY 8, 2020

				
	Case Water Pumps	See Catalog Link ->	 CATALOG LINK	 CATALOG LINK
	Caterpillar Water Pumps	1160 and 3176 Engine 3116/3126 Engine 3208 Engine 3306 Engine 3406, C15, C18 Engine C13 Acert Installation Kits	 CATALOG LINK	 CATALOG LINK
	Cummins Water Pumps	B & C-Series Engine ISC & ISL Models ISX Engine Big Cam Engine Small Cam Engine L-10 and M-11 Engine N-Series Engine VT903 Engine Idlers Installation and Repair Kits	 CATALOG LINK	 CATALOG LINK
	Detroit Diesel Water Pumps	8.2 Liter Engine 53 Series Engine 60 Series Engine 71 Series Engine 71 Series In-Line Engine 92 Series Engine Installation and Repair Kits	 CATALOG LINK	 CATALOG LINK
FORD TRUCK	Ford Water Pumps	Ford Powerstroke 6.6 and 7.8 Liter Engine Installation Kits	 CATALOG LINK	 CATALOG LINK
				

	Mack Water Pumps	ACET Engines END 673, 675, 676 & E-6 ENDT 675, 676 & EMS-6 E-7 Engine Installation Kits	 <small>CATALOG LINK</small>	 <small>CATALOG LINK</small>
	Mercedes Water Pumps	All	 <small>CATALOG LINK</small>	 <small>CATALOG LINK</small>
NAVISTAR TRUCK	International Navistar Water Pumps	DT360, 414, 415, 466, DTA360 6.9, 7.3, 9.0 Liters & DT444E Installation Kits	 <small>CATALOG LINK</small>	 <small>CATALOG LINK</small>
ISUZU	Isuzu Water Pumps	Isuzu 2.2 Liter and C-201 Installation Kit	 <small>CATALOG LINK</small>	 <small>CATALOG LINK</small>
	Komatsu Water Pumps	See Catalog Link ->	 <small>CATALOG LINK</small>	 <small>CATALOG LINK</small>
THERMO KING	Thermo King Water Pumps	See Catalog Link ->	 <small>CATALOG LINK</small>	 <small>CATALOG LINK</small>
VOLVO	Volvo Water Pumps	All	 <small>CATALOG LINK</small>	 <small>CATALOG LINK</small>

CROSS REFERENCE

OEM	APPLICATION	HALDEX REMAN	HALDEX NEW	BEPKO	SLOAN
23531257	Det 60 Series EGR - 61 Tooth Drive	RW4124X	N/A	N/A	N/A
23522721	Detroit 60 Series Pocket Style	RW4125PX	RW6127	N/A	6131
23531258	Detroit 60 Series - EGR Port	RW4126X	RW6126	N/A	N/A
316GC1210AX	Mack E6,EM6 EMS6 3 Gr Pulley	RW4209X	N/A	7209X	6217
316GC528CX	Mack E6,EM6 EMS6 3 Gr Pulley	RW4210X	N/A	7210X	N/A
316GC1219A	R&R	RW4215X	N/A	7216X	4215
316GC548M2X	Mack E6 Econodyne	RW4217X	N/A	7223X	N/A
316GC548MX	Mack E7 - Metric - 7.25 Diameter	RW4218X	N/A	7218X	N/A
316GC549MX	Mack E7 - Metric - 5.5 Diameter	RW4219X	N/A	7219X	N/A
316GC284	Mack E6 - Stamped Impeller	RW4220X	N/A	7220X	N/A
316GC285	Mack E7 - Metric Housing	RW4221X	N/A	N/A	N/A
316GC551M3X	Mack E7 - 7 1/4" Shaft	RW4222X	N/A	7222X	N/A
316GC548M4X	Mack E7 - Multi-Groove - 5"	RW4223X	N/A	7223X	N/A
316GC4108MX	Diameter	RW4224X	N/A	7224X	N/A
316GC551M2X	Mack E7 - 3 Groove - 6 5/8"	RW4226X	N/A	7226X	N/A
316GC551MX	Diameter	RW4227X	N/A	7227X	N/A
316GC552M2X	Mack E7 - With Pulley	RW4229X	N/A	N/A	N/A
8500786	Mack E7 - 5 1/2" Multi-Groove	RW4789X	N/A	N/A	N/A
613890	Pulley	RW6012X	RW6012	7006EX	6012
10R0484	Mack E7 - 6" Multi-Groove Pulley	RW6014X	N/A	N/A	6015
AR51360	Mack E7 - Cast Multi-Groove Pulley	N/A	RW6063	N/A	N/A
4026702	Volvo D12C	N/A	RW6069	2083	N/A
3802358	Caterpillar 3406B/C/E - Dome Gear	RW6075X	RW6075	7063X	6075(new)
3802081	Caterpillar C15 - Straight Tooth	RW6077X	RW6077	7076X	6077(new)
3062602	Cummins N Series Engine	RW6078X	RW6078	7067X	6078(new)
3804927	Cummins ISX	RW6079X	RW6079	N/A	6084
1700594C91	Cummins B Series Engine	RW6306X	RW6306	7308X	6306(new)
F5TZ-8501B	Cummins C Series Engine	N/A	RW6310	7314X	6317
1842664C92	Cummins L10 Idler	N/A	RW6311	N/A	6310
E7HN8A513AB	Cummins ISC & ISL 8.3 Engine	N/A	RW6314	N/A	N/A
A3662005901	International 9.0 Liter	N/A	RW6355	N/A	6355
	Ford Power Stroke 7.3L (466) DI				
	International 7.6 466 Late				
	Ford 6.6 & 7.8 Liter (Brazilian)				
	Mercedes OM366 OM366A				
	OM366LA				

INTERNATIONAL WATER PUMPS O.E. REFERENCE

Vee 6.9/7.3 L Vee Application (1983–1994) 1809374C94

Inline DT DT466A, DT466B, DT466C Trucks & Buses (Built before 10/91) 735327C91

Inline DT DT466, ST & HT, Trucks & Buses (2000–2003) 1830606C94

Vee T444E Vee Trucks & Buses (Built after 10/94 up to 2003) 1889249C91

Vee 4.5 L & MaxxForce® 5 Vee Application (2004–2009) 1843723C91

Vee VT365 Vee Application Trucks & Buses (2002–2006) 1845002C91

23505895

23522721

Inline DT DT466C, Screw-on Fan Drive, (Built after 10/91) 1815538C91

9.0 L Vee Application, Trucks and Buses (1983–1987) 1700594C92
Inline DT DT466, ST & HT MaxxForce®, Trucks and Buses (2004–2009) 1842665C93

