

# 76c - Air Line Parts Catalog



SPITZ HEAVY DUTY  
PITTSBURGH TRUCK PARTS  
CASTLE TRUCK PARTS



[heavydutyusa.com](http://heavydutyusa.com)  
[Qbrand.com](http://Qbrand.com)

December 18, 2015

[Printer Version](#)

Counter Sales (724) 382-5887  
National Accounts 1-800-525-0988

|   |   |
|---|---|
|    | <p><b><u>032020</u> In-Line Quick Release Valve for Gladhands</b><br/>Speeds up release of trailer brakes when installed on service side gladhand.<br/>Speeds up application of trailer brakes when installed on emergency side gladhand.<br/>Suitable for use on double or triple trailers. 1 1/2 inch diameter x 3 1/2 inch long.</p> |
|    | <p><b><u>035070</u> Gladhand Grips</b><br/>One Red, One Blue. (pair) Attaches quickly to air lines. 1/2" NPFT</p>   |
|  | <p><b><u>431402</u> 3/8" Quick Fix Hose Kit      <b>2 Pak</b></b><br/>if tool needed (please request) "with allen key tool"<br/><b><u>431403</u> 1/2" Quick Fix Hose Kit      <b>2 Pak</b></b></p>  |
|  | <p><b><u>441015V</u> Service Gladhand</b><br/><b><u>441016V</u> Emergency Gladhand</b><br/><b><u>441017V</u> Universal Gladhand</b></p>   |
|  | <p><b><u>441004</u> Service Gladhand with SHUT-OFF</b><br/><b><u>441014</u> Emergency Gladhand with SHUT-OFF</b></p>  |
|  | <p><b>37-1.2 Degree</b><br/><b>Bracket Mount Gladhand</b><br/><b><u>441018</u> Emergency Gladhand</b><br/><b><u>441022</u> Service Gladhand</b></p>   |



**441737 Red, Gladhand Seal      10 Pak**  
**441738 Blue, Gladhand Seal      10 Pak**  
**441739 Black, Gladhand Seal      10 Pak**  
**441749 FullFace Gladhand Seal 10 Pak**



441748  
4-Function Holder

**441747 3 Function Holder**  
**441748 4 Function Holder**




**451027 50' - 3/8" Rubber Air Brake Hose , 3/4" OD**  
**451028 250' - 3/8" Rubber Air Brake Hose , 3/4" OD**

### AIR BRAKE HOSE



|     | 3/8" Hose ID                                    |  | 1/2" Hose ID                                    |
|-----|---|--|---|
|     | <b>1/4"-18 NPFT</b><br><b>1 Fixed, 1 Swivel</b> | <b>3/8"-18 NPFT</b><br><b>2 Swivel</b> | <b>3/8"-18 NPFT</b><br><b>1 Fixed, 1 Swivel</b> |
| 18" |   |  | <b><u>452118</u></b>                            |
| 20" | <b><u>453120</u></b>                            | <b><u>453320</u></b>                   | <b><u>452120</u></b>                            |
| 22" |   |  | <b><u>452122</u></b>                            |
| 24" | <b><u>453124</u></b>                            | <b><u>453324</u></b>                   | <b><u>452124</u></b>                            |
| 26" | <b><u>453126</u></b>                            | <b><u>453326</u></b>                   | <b><u>452126</u></b>                            |
| 28" | <b><u>453128</u></b>                            | <b><u>453328</u></b>                   | <b><u>452128</u></b>                            |
| 30" | <b><u>453130</u></b>                            | <b><u>453330</u></b>                   | <b><u>452130</u></b>                            |
| 32" |   |  | <b><u>452132</u></b>                            |
| 34" |   |  | <b><u>452134</u></b>                            |
| 36" | <b><u>453136</u></b>                            | <b><u>453336</u></b>                   | <b><u>452136</u></b>                            |
| 42" |   |  | <b><u>452142</u></b>                            |
| 48" |   |  | <b><u>452148</u></b>                            |
| 52" |   |  | <b><u>452152</u></b>                            |
| 60" |   |  | <b><u>452160</u></b>                            |

|   |                       |   |
|---|-----------------------|---|
|  | <b>1/8"</b><br>1/8"OD | <u><b>451029</b></u> <b>100'</b>  |
|   | <b>1/4"</b><br>1/4"OD | <u><b>451030</b></u> <b>100'</b><br><b>B-634-4-BK</b> By the Cut Foot PIT-NC  |
|   | <b>3/8"</b><br>3/8"OD | <u><b>451031</b></u> <b>100' BLACK</b><br><u><b>451031R</b></u> <b>100' RED</b><br><u><b>451031B</b></u> <b>100' BLUE</b><br><b>B-634-6-BK</b> BLACK By the Cut Foot PIT-NC |
|   | <b>1/2"</b><br>1/2"OD | <u><b>451032</b></u> <b>100'</b><br><u><b>451032R</b></u> <b>100' RED</b><br><u><b>451032B</b></u> <b>100' BLUE</b><br><b>B-634-8-BK</b> By the Cut Foot PIT-NC             |
|   | <b>5/8"</b><br>5/8"OD | <u><b>451033</b></u> <b>50'</b><br><b>B-634-10-BK</b> By the Cut Foot PIT-NC  |
|   | <b>3/4"</b><br>3/4"OD | <u><b>451034</b></u> <b>50'</b>   |

|  |  |
|--|--|
| <br>451009 | <u><b>451009</b></u> <b>3 Way Hose Clamp</b> |
|--|--|

|   |  |
|---|--|
|  | <u><b>580039</b></u> <b>1/2" Hose Holder w/eyebolt</b> |
|---|--|

|   |  |
|---|--|
|  | <u><b>EG-6040</b></u> <b>Max 1-1/2" Bundles</b> <b>50 Pak</b><br>Features: 1/4" mounting stud<br>Pack Quantity: 50<br>Length: 12.9", Color: Black<br>Style: Dual Clamp<br>Width: .50", Bundle Diameter: 1.3", Strength: 150 lb                                   |
|   | <u><b>EG-6041</b></u> <b>Max 1-1/2" Bundles</b> <b>50 Pak</b><br>Features: 1/4" mounting stud<br>Pack Quantity: 50<br>Length: 19.2", Color: Black<br>Style: Dual Clamp<br>Width: .50", Bundle Diameter: 2.3", Strength: 150 lb<br>Dual Clamp<br>Nylon Cable Ties |
| <b>For Wire or Air Lines</b>  |  |

**Plastic Tubing Line Spacer “Fits Plastic Lines only” *Non-Flexible***



**451037 3/8" Spacer**

**10 Pak**

**451038 1/2" Spacer**

**10 Pak**

**Rubber Line Spacer “Fits Rubber Lines” *Flexible***



**451037A 3/8" Spacer**



**Frame Clamps**

**See “Electrical Parts” Catalog**



**451035N 12' Coiled Air Tube Set**

**451039N 15' Coiled Air Tube Set**

**451039NR 15' Coiled Air “Red” Line**



**451055 Sliding 5<sup>th</sup> Wheel Air Line**



**451046 Tender Spring 3/4" thick, 13" long**

**451047 Tender Spring 1" thick, 13" long**

**451048 Tender Spring 1" thick, 15" long**

**451043 Tender Spring 1-1/8" thick, 8" long**



**451050 Tender Spring w/ends 3/4", 13" spring**

**451051 Tender Spring w/ends 1", 13" spring**

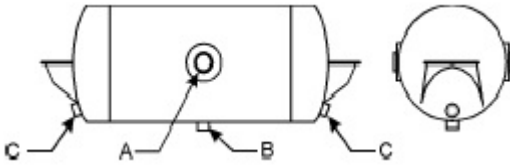


**GT-5375 Suspender Tender Spring  
w/snap on clip, sleeve, 3 hose holder,  
20" length**



**451058**

**Pogo Stick**



**461003**

**Air Tank -**

9-1/2" Diameter, 6.44 Gallons

27-1/2" Mounting Hole Centers












**Main Port (A) 3/4"** (additional port on opposite side)

**Drain Port (B) 1/4"**






**End Port (B) 3/8"**

# PIPE FITTINGS



|  |  |  |   |
|--|--|--|---|
|  | <p>REDUCER COUPLING [10]</p> <p>1/4"-1/8" <a href="#">B-10-42</a><br/>           3/8"-1/8" <a href="#">B-10-64</a><br/>           1/2"-3/8" <a href="#">B-10-86</a></p>  |  | <p>ELBOW [100]</p> <p>1/8" <a href="#">B-100-2</a><br/>           1/4" <a href="#">B-100-4</a><br/>           3/8" <a href="#">B-100-6</a><br/>           1/2" <a href="#">B-100-8</a><br/>           3/4" <a href="#">B-100-12</a></p> |
|  | <p>TEE [101]</p> <p>1/8" <a href="#">B-101-2</a><br/>           1/4" <a href="#">B-101-4</a><br/>           3/8" <a href="#">B-101-6</a><br/>           1/2" <a href="#">B-101-8</a></p>   |  | <p>CROSS [102]</p> <p>1/8", 1/4", 3/8", 1/2", 3/4"</p>  |
|  | <p>COUPLING [103]</p> <p>1/8" <a href="#">B-103-2</a><br/>           1/4" <a href="#">B-103-4</a><br/>           3/8" <a href="#">B-103-6</a><br/>           1/2" <a href="#">B-103-8</a><br/>           3/4" <a href="#">B-103-12</a></p>   |  | <p>UNION [104]</p> <p>1/8", 1/4", 3/8", 1/2"</p>  |
|  | <p>CAP [108]</p> <p>1/4" <a href="#">B-108-4</a><br/>           3/8" <a href="#">B-108-6</a><br/>           1/2" <a href="#">B-108-8</a></p>   |  | <p>SQUARE HEAD PLUG [109]</p> <p>1/8" <a href="#">B-109-2</a><br/>           1/4" <a href="#">B-109-4</a><br/>           3/8" <a href="#">B-109-6</a><br/>           1/2" <a href="#">B-109-8</a></p>                                   |
|  | <p>REDUCER BUSHING [110]</p> <p>1/4"-1/8" <a href="#">B-110-42</a><br/>           3/8"-1/8" <a href="#">B-110-62</a><br/>           3/8"-1/4" <a href="#">B-110-64</a><br/>           1/2"-1/8" <a href="#">B-110-82</a><br/>           1/2"-1/4" <a href="#">B-110-84</a><br/>           1/2"-3/8" <a href="#">B-110-86</a><br/>           3/4"-3/8" <a href="#">B-110-126</a><br/>           3/4"-1/2" <a href="#">B-110-128</a></p> |  | <p>CLOSE NIPPLE [112]</p> <p>1/8" <a href="#">B-112-2</a><br/>           1/4" <a href="#">B-112-4</a><br/>           3/8" <a href="#">B-112-6</a><br/>           1/2" <a href="#">B-112-8</a></p>                                       |

|   |   |   |  |
|---|---|---|--|
|    | <p>LONG NIPPLE [113]</p> <p>1/8" 1-1/2" LONG <a href="#">B-113-215</a><br/> 1/8" 2" LONG <a href="#">B-113-220</a><br/> 1/8" 2-1/2" LONG B-113-225<br/> 1/4" 1-1/2" LONG B-113-415<br/> 1/4" 2" LONG <a href="#">B-113-420</a><br/> 1/4" 2-1/2" LONG B-113-425<br/> 1/4" 3" LONG B-113-430<br/> 3/8" 1-1/2" LONG <a href="#">B-113-615</a><br/> 3/8" 2" LONG <a href="#">B-113-620</a><br/> 1/2" 2" LONG B-113-820<br/> 1/2" 2-1/2" LONG <a href="#">B-113-825</a><br/> 3/4" 2-1/2" LONG B-113-1225</p> |    | <p>STREET ELBOW [116]</p> <p>1/8"-1/8" <a href="#">B-116-2</a><br/> 1/4"-1/4" <a href="#">B-116-4</a><br/> 3/8"-3/8" <a href="#">B-116-6</a><br/> 1/2"-1/2" <a href="#">B-116-8</a></p>        |
|    | <p>SLOTTED PLUG [117]</p> <p>1/4" B-117-4</p>   |   | <p>RECESSED HEX PLUG [118]</p> <p>1/4" <a href="#">B-118-4</a><br/> 3/8" B-118-6</p>   |
|    | <p>ADAPTOR [120]</p> <p>1/8"-1/8" <a href="#">B-120-2</a><br/> 1/4"-1/4" B-120-4<br/> 3/8"-3/8" B-120-6<br/> 1/2"-1/2" B-120-8</p>  |    | <p>ADAPTOR [120R]</p> <p>1/4"-1/8" <a href="#">B-120R-42</a><br/> 3/8"-1/4" <a href="#">B-120R-64</a><br/> 1/2"-3/8" <a href="#">B-120R-86</a><br/> 3/4"-1/2" B-120R-128</p>                   |
|   | <p>HEX HEAD PLUG [121]</p> <p>1/8" <a href="#">B-121-2</a><br/> 1/4" <a href="#">B-121-4</a><br/> 3/8" <a href="#">B-121-6</a><br/> 1/2" <a href="#">B-121-8</a><br/> 3/4" <a href="#">B-121-12</a></p>   |   | <p>HEX NIPPLE [122]</p> <p>1/8"-1/8" <a href="#">B-122-2</a><br/> 1/4"-1/4" <a href="#">B-122-4</a><br/> 3/8"-3/8" <a href="#">B-122-6</a><br/> 1/2"-1/2" <a href="#">B-122-8</a></p>          |
|  | <p>REDUCING HEX NIPPLE [123]</p> <p>1/4"-1/8" B-123-42<br/> 3/8"-1/8" B-123-62<br/> 3/8"-1/4" B-123-64<br/> 1/2"-3/8" <a href="#">B-123-86</a></p>  |  | <p>45 DEG STREET ELBOW [124]</p> <p>1/8"-1/8" <a href="#">B-124-2</a><br/> 1/4"-1/4" <a href="#">B-124-4</a><br/> 3/8"-3/8" <a href="#">B-124-6</a><br/> 1/2"-1/2" <a href="#">B-124-8</a></p> |
|  | <p>TEE - MALE PIPE ON RUN [127]</p> <p>1/8" <a href="#">B-127-2</a><br/> 1/4" <a href="#">B-127-4</a><br/> 3/8" <a href="#">B-127-6</a></p>   |  | <p>TEE - MALE ON BRANCH [128]</p> <p>1/8" B-128-2<br/> 1/4" B-128-4<br/> 3/8" B-128-6</p>  |









# INVERTED FLARE

|   |  |   |   |
|---|--|---|---|
|  | <p>STANDARD INVERTED NUT [105]<br/>STEEL</p> <p>3/16" B-105-3S<br/>1/4" B-105-4S<br/>5/16" B-105-5S</p>                                  |  | <p>INVERTED PLUG [106]<br/>STEEL</p> <p>5/16" B-106-5<br/>3/8" B-106-6</p>            |
|  | <p>MALE CONNECTOR [200]</p> <p>1/4" Pipe Thread 1/8" B-200-42<br/>5/16" Pipe Thread 1/8" B-200-52<br/>3/8" Pipe Thread 1/4" B-200-64</p> |  | <p>BRAKE LINE UNION [300]</p> <p>3/16" B-300-3<br/>1/4" B-300-4<br/>5/16" B-300-5</p> |
|  | <p>MALE ELBOW [400]</p> <p>5/16" Pipe Thread 1/4" B-400-54</p>   |   |   |

# FRAME COUPLINGS





|   |  |   |  |
|---|--|---|--|
|  | <p>BULKHEAD COUPLING [381]</p> <p>A=1/4" B=1/2" Length= 2-1/8" <a href="#">B-381-84S</a></p> |  | <p>BULKHEAD COUPLING [382]</p> <p>A=1/4" Length = 1-1/2" <a href="#">B-382-44L</a><br/>A=3/8" Length = 1-15/16" <a href="#">B-382-66</a></p> |
|---|--|---|--|

# STD COMPRESSION


|   |   |   |  |
|---|---|---|--|
|    | <p>STANDARD SLEEVE [60]</p> <p>1/8" <a href="#">B-60-2</a><br/>           3/16" <a href="#">B-60-3</a><br/>           1/4" <a href="#">B-60-4</a><br/>           5/16" <a href="#">B-60-5</a><br/>           3/8" <a href="#">B-60-6</a><br/>           1/2" <a href="#">B-60-8</a><br/>           5/8" <a href="#">B-60-10</a></p>   |    | <p>NUT [61]</p> <p>1/8" <a href="#">B-61-2</a><br/>           3/16" <a href="#">B-61-3</a><br/>           1/4" <a href="#">B-61-4</a><br/>           5/16" <a href="#">B-61-5</a><br/>           3/8" <a href="#">B-61-6</a><br/>           1/2" <a href="#">B-61-8</a><br/>           5/8" <a href="#">B-61-10</a></p>  |
|    | <p>UNION [62]</p> <p>1/8" <a href="#">B-62-2</a><br/>           3/16" <a href="#">B-62-3</a><br/>           1/4" <a href="#">B-62-4</a><br/>           5/16" <a href="#">B-62-5</a><br/>           3/8" <a href="#">B-62-6</a><br/>           1/2" <a href="#">B-62-8</a><br/>           5/8" <a href="#">B-62-10</a></p>   |    | <p>TEE - THREE TUBES [64]</p> <p>1/4" <a href="#">B-64-4</a></p>   |
|    | <p>FEMALE CONNECTOR [66]</p> <p>1/4" Pipe Thread 1/8" <a href="#">B-66-42</a></p>   |    | <p>MALE CONNECTOR [68]</p> <p>1/8" Pipe Thread 1/8" <a href="#">B-68-22</a><br/>           3/16" Pipe Thread 1/8" <a href="#">B-68-32</a><br/>           1/4" Pipe Thread 1/8" <a href="#">B-68-42</a><br/>           1/4" Pipe Thread 1/4" <a href="#">B-68-44</a><br/>           5/16" Pipe Thread 1/8" <a href="#">B-68-52</a><br/>           5/16" Pipe Thread 1/4" <a href="#">B-68-54</a><br/>           3/8" Pipe Thread 1/4" <a href="#">B-68-64</a><br/>           3/8" Pipe Thread 3/8" <a href="#">B-68-66</a><br/>           1/2" Pipe Thread 1/2" <a href="#">B-68-86</a></p> |
|  | <p>MALE ELBOW [69]</p> <p>3/16" Pipe Thread 1/8" <a href="#">B-69-32</a><br/>           1/4" Pipe Thread 1/8" <a href="#">B-69-42</a><br/>           5/16" Pipe Thread 1/4" <a href="#">B-69-54</a><br/>           5/16" Pipe Thread 3/8" <a href="#">B-69-56</a><br/>           3/8" Pipe Thread 1/8" <a href="#">B-69-62</a><br/>           3/8" Pipe Thread 3/8" <a href="#">B-69-66</a></p> |  | <p>INSERT [P61]</p> <p>1/8" <a href="#">B-P61-2</a><br/>           3/16" <a href="#">B-P61-3</a><br/>           1/4" <a href="#">B-P61-4</a><br/>           5/16" <a href="#">B-P61-5</a><br/>           3/8" <a href="#">B-P61-6</a><br/>           1/2" <a href="#">B-P61-8</a><br/>           5/8" <a href="#">B-P61-10</a></p>   |







# 45 DEGREE SAE FLARE









|   |  |   |  |
|---|--|---|--|
|  | <p>UNION [42]</p> <p>1/4" B-42-4<br/>                     5/16" B-42-5<br/>                     3/8" B-42-6<br/>                     1/2" <a href="#">B-42-8</a><br/>                     5/8" <a href="#">B-42-10</a></p>   |  | <p>45 DEGREE MALE ELBOW [47]</p> <p>1/4" Pipe Thread 1/8" B-47-42<br/>                     5/16" Pipe Thread 1/8" B-47-52<br/>                     3/8" Pipe Thread 1/4" B-47-64<br/>                     3/8" Pipe Thread 3/8" B-47-66<br/>                     1/2" Pipe Thread 3/8" B-47-86</p>   |
|  | <p>MALE CONNECTOR [48]</p> <p>1/8" Pipe Thread 1/8" B-48-22<br/>                     3/16" Pipe Thread 1/8" B-48-32<br/>                     1/4" Pipe Thread 1/8" <a href="#">B-48-42</a><br/>                     1/4" Pipe Thread 1/4" B-48-44<br/>                     5/16" Pipe Thread 1/8" B-48-52<br/>                     5/16" Pipe Thread 1/4" B-48-54<br/>                     3/8" Pipe Thread 1/8" B-48-62<br/>                     3/8" Pipe Thread 1/4" <a href="#">B-48-64</a><br/>                     3/8" Pipe Thread 3/8" <a href="#">B-48-66</a><br/>                     3/8" Pipe Thread 1/2" <a href="#">B-48-68</a><br/>                     1/2" Pipe Thread 1/4" B-48-84<br/>                     1/2" Pipe Thread 3/8" <a href="#">B-48-86</a><br/>                     1/2" Pipe Thread 1/2" <a href="#">B-48-88</a><br/>                     5/8" Pipe Thread 1/2" <a href="#">B-48-108</a></p> |  | <p>MALE ELBOW [49]</p> <p>1/4" Pipe Thread 1/8" <a href="#">B-49-42</a><br/>                     1/4" Pipe Thread 1/4" B-49-44<br/>                     5/16" Pipe Thread 1/8" B-49-52<br/>                     5/16" Pipe Thread 1/4" B-49-54<br/>                     3/8" Pipe Thread 1/4" <a href="#">B-49-64</a><br/>                     3/8" Pipe Thread 3/8" <a href="#">B-49-66</a><br/>                     3/8" Pipe Thread 1/2" <a href="#">B-49-68</a><br/>                     1/2" Pipe Thread 1/4" B-49-84<br/>                     1/2" Pipe Thread 3/8" <a href="#">B-49-86</a><br/>                     1/2" Pipe Thread 1/2" <a href="#">B-49-88</a><br/>                     5/8" Pipe Thread 3/8" B-49-106<br/>                     5/8" Pipe Thread 1/2" <a href="#">B-49-108</a></p> |





# AIR BRAKE HOSE ENDS

|   |   |   |   |
|---|---|---|---|
|  | <p>HOSE MENDER [362]</p> <p>3/8" <a href="#">B-362-6</a><br/>                     1/2" <a href="#">B-362-8</a></p>  |  | <p>SLEEVE [367]</p> <p>3/8" <a href="#">B-367-6</a><br/>                     1/2" <a href="#">B-367-8</a></p> |
|  | <p>CONNECTOR ASSEMBLY [368]</p> <p>3/8" Pipe Thread 1/4" <a href="#">B-368-64</a><br/>                     3/8" Pipe Thread 3/8" <a href="#">B-368-66</a><br/>                     3/8" Pipe Thread 1/2" <a href="#">B-368-68</a><br/>                     1/2" Pipe Thread 3/8" <a href="#">B-368-86</a></p> |  | <p>COUPLING NUT [369]</p> <p>3/8" <a href="#">B-369-6</a></p>   |
|   |   |  | <p>COUPLING NUT USE w/ SPRING GUARD [379]</p> <p>3/8" B-379-6L</p>  |







|   |   |   |   |
|---|---|---|---|
|  | <b>SPRING GUARD</b> [377]<br>3/8" B-377-6                                       |  | <b>CONNECTOR ASSEMBLY</b> [378]<br>w/SPRING GUARD<br>3/8" Pipe Thread 1/4" <a href="#">B-378-64</a><br>3/8" Pipe Thread 3/8" <a href="#">B-378-66</a><br>3/8" Pipe Thread 1/2" <a href="#">B-378-68</a><br>1/2" Pipe Thread 3/8" <a href="#">B-378-86</a><br>1/2" Pipe Thread 1/2" <a href="#">B-378-88</a> |
|  | <b>CONNECTOR ASSEMBLY</b> [387]<br>w/ ADAPTOR<br>3/8" B-387-66<br>1/2" B-387-86 |  | <b>ADAPTOR</b> [388]<br>Air Brake Thread Pipe<br>Swivel Size Size<br>3/8" 3/4-20 1/4" B-388-64<br>3/8" 3/4-20 3/8" <a href="#">B-388-66</a>   |



# NYLON TUBE FITTINGS

|   |  |   |   |
|---|--|---|---|
|    | <b>STANDARD SLEEVE</b> [460]<br>1/4" <a href="#">B-460-4</a><br>3/8" <a href="#">B-460-6</a><br>1/2" <a href="#">B-460-8</a><br>5/8" <a href="#">B-460-10</a><br>3/4" <a href="#">B-460-12</a> |    | <b>NUT</b> [461]<br>1/4" <a href="#">B-461-4</a><br>3/8" <a href="#">B-461-6</a><br>1/2" <a href="#">B-461-8</a><br>5/8" <a href="#">B-461-10</a><br>3/4" <a href="#">B-461-12</a>  |
|  | <b>UNION</b> [462]<br>1/4" <a href="#">B-462-4</a><br>3/8" <a href="#">B-462-6</a><br>1/2" <a href="#">B-462-8</a><br>5/8" <a href="#">B-462-10</a><br>3/4" <a href="#">B-462-12</a>           |  | <b>TUBE SUPPORT</b> [463]<br>1/4" <a href="#">B-463-4</a><br>3/8" <a href="#">B-463-6</a><br>1/2" <a href="#">B-463-8</a><br>5/8" <a href="#">B-463-10</a><br>3/4" <a href="#">B-463-12</a>   |
|  | <b>TEE - THREE TUBES</b> [464]<br>1/4" <a href="#">B-464-4</a><br>3/8" <a href="#">B-464-6</a><br>1/2" <a href="#">B-464-8</a><br>5/8" <a href="#">B-464-10</a>                                |  | <b>MALE CONNECTOR</b> [468]<br>1/4" Pipe Thread 1/8" <a href="#">B-468-42</a><br>1/4" Pipe Thread 1/4" <a href="#">B-468-44</a><br>1/4" Pipe Thread 3/8" <a href="#">B-468-46</a><br>3/8" Pipe Thread 1/8" <a href="#">B-468-62</a><br>3/8" Pipe Thread 1/4" <a href="#">B-468-64</a><br>3/8" Pipe Thread 3/8" <a href="#">B-468-66</a><br>3/8" Pipe Thread 1/2" <a href="#">B-468-68</a><br>1/2" Pipe Thread 1/4" <a href="#">B-468-84</a><br>1/2" Pipe Thread 3/8" <a href="#">B-468-86</a><br>1/2" Pipe Thread 1/2" <a href="#">B-468-88</a><br>5/8" Pipe Thread 1/2" <a href="#">B-468-108</a><br>3/4" Pipe Thread 1/2" <a href="#">B-468-128</a><br>3/4" Pipe Thread 3/4" <a href="#">B-468-1212</a> |
|  | <b>ELBOW TWO TUBE ENDS</b> [465]<br>3/8" Tube <a href="#">B-465-6</a>  |  | <b>FEMALE CONNECTOR</b> [466]<br>1/4" Pipe Thread 1/8" <a href="#">B-466-42</a><br>3/8" Pipe Thread 1/8" <a href="#">B-466-62</a><br>3/8" Pipe Thread 1/4" <a href="#">B-466-64</a><br>3/8" Pipe Thread 3/8" <a href="#">B-466-66</a><br>1/2" Pipe Thread 3/8" <a href="#">B-466-86</a>   |






|   |  |   |  |
|---|--|---|--|
|  | <p><b>MALE ELBOW</b> [469]</p> <p>1/4" Pipe Thread 1/8" <a href="#">B-469-42</a><br/> 1/4" Pipe Thread 1/4" <a href="#">B-469-44</a><br/> 1/4" Pipe Thread 3/8" <a href="#">B-469-46</a><br/> 3/8" Pipe Thread 1/8" <a href="#">B-469-62</a><br/> 3/8" Pipe Thread 1/4" <a href="#">B-469-64</a><br/> 3/8" Pipe Thread 3/8" <a href="#">B-469-66</a><br/> 3/8" Pipe Thread 1/2" <a href="#">B-469-68</a><br/> 1/2" Pipe Thread 1/4" <a href="#">B-469-84</a><br/> 1/2" Pipe Thread 3/8" <a href="#">B-469-86</a><br/> 1/2" Pipe Thread 1/2" <a href="#">B-469-88</a><br/> 5/8" Pipe Thread 1/2" <a href="#">B-469-108</a><br/> 3/4" Pipe Thread 1/2" <a href="#">B-469-128</a></p> |  | <p><b>45 DEGREE MALE ELBOW</b> [480]</p> <p>1/4" Pipe Thread 1/8" <a href="#">B-480-42</a><br/> 1/4" Pipe Thread 1/4" <a href="#">B-480-44</a><br/> 3/8" Pipe Thread 1/4" <a href="#">B-480-64</a><br/> 3/8" Pipe Thread 3/8" <a href="#">B-480-66</a><br/> 1/2" Pipe Thread 1/4" <a href="#">B-480-84</a><br/> 1/2" Pipe Thread 3/8" <a href="#">B-480-86</a><br/> 1/2" Pipe Thread 1/2" <a href="#">B-480-88</a></p> |
|   | <p><b>FEMALE ELBOW</b> [470]</p> <p>3/8" Pipe Thread 1/4" <a href="#">B-470-64</a><br/> 3/8" Pipe Thread 3/8" <a href="#">B-470-66</a></p>   |  | <p><b>TEE - PIPE ON RUN</b> [471]</p> <p>3/8" Pipe Thread 1/4" <a href="#">B-471-64</a><br/> 3/8" Pipe Thread 3/8" <a href="#">B-471-66</a></p>  |
|  | <p><b>TEE - PIPE ON BRANCH</b> [472]</p> <p>1/4" Pipe Thread 1/8" <a href="#">B-472-42</a><br/> 3/8" Pipe Thread 1/4" <a href="#">B-472-64</a><br/> 3/8" Pipe Thread 3/8" <a href="#">B-472-66</a><br/> 1/2" Pipe Thread 3/8" <a href="#">B-472-86</a></p>   |   |  |

# PUSH TO CONNECT



|   |  |   |   |
|---|--|---|---|
|  | <p><b>UNION</b> [962]</p> <p>1/4" <a href="#">B-962-4</a><br/> 3/8" <a href="#">B-962-6</a><br/> 1/2" <a href="#">B-962-8</a><br/> 5/8" <a href="#">B-962-10</a></p>   |  | <p><b>TEE</b> [964]</p> <p>1/4" <a href="#">B-964-4</a><br/> 3/8" <a href="#">B-964-6</a><br/> 1/2" <a href="#">B-964-8</a><br/> 5/8" <a href="#">B-964-10</a></p>  |
|  | <p><b>UNION ELBOW</b> [965]</p> <p>1/4" <a href="#">B-965-4</a><br/> 3/8" <a href="#">B-965-6</a><br/> 1/2" <a href="#">B-965-8</a><br/> 5/8" <a href="#">B-965-10</a></p>   |  | <p><b>FEMALE CONNECTOR</b> [966]</p> <p>O.D. Tube 1/4", Pipe 1/8" <a href="#">B-966-42</a><br/> O.D. Tube 3/8", Pipe 1/4" <a href="#">B-966-64</a><br/> O.D. Tube 3/8", Pipe 3/8" <a href="#">B-966-66</a><br/> O.D. Tube 1/2", Pipe 3/8" <a href="#">B-966-86</a></p>  |
|  | <p><b>MALE CONNECTOR</b> [968]</p> <p>O.D. Tube 1/4", Pipe 1/8" <a href="#">B-968-42</a><br/> O.D. Tube 1/4", Pipe 1/4" <a href="#">B-968-44</a><br/> O.D. Tube 3/8", Pipe 1/4" <a href="#">B-968-64</a><br/> O.D. Tube 3/8", Pipe 3/8" <a href="#">B-968-66</a><br/> O.D. Tube 1/2", Pipe 1/4" <a href="#">B-968-84</a><br/> O.D. Tube 1/2", Pipe 3/8" <a href="#">B-968-86</a><br/> O.D. Tube 1/2", Pipe 1/2" <a href="#">B-968-88</a><br/> O.D. Tube 5/8", Pipe 3/8" <a href="#">B-968-106</a><br/> O.D. Tube 5/8", Pipe 1/2" <a href="#">B-968-108</a></p> |  | <p><b>MALE ELBOW</b> [969]</p> <p>O.D. Tube 1/4", Pipe 1/8" <a href="#">B-969-42</a><br/> O.D. Tube 1/4", Pipe 1/4" <a href="#">B-969-44</a><br/> O.D. Tube 3/8", Pipe 1/4" <a href="#">B-969-64</a><br/> O.D. Tube 3/8", Pipe 3/8" <a href="#">B-969-66</a><br/> O.D. Tube 1/2", Pipe 3/8" <a href="#">B-969-86</a><br/> O.D. Tube 5/8", Pipe 3/8" <a href="#">B-969-106</a></p> |

|   |   |   |   |
|---|---|---|---|
|  | <p>45 DEGREE MALE SWIVEL [980]</p> <p>O.D. Tube 1/4", Pipe 1/8" <a href="#">B-980-1-42</a><br/> O.D. Tube 3/8", Pipe 1/4" <a href="#">B-980-1-64</a><br/> O.D. Tube 3/8", Pipe 3/8" <a href="#">B-980-1-66</a><br/> O.D. Tube 1/2", Pipe 3/8" <a href="#">B-980-1-86</a><br/> O.D. Tube 1/2", Pipe 1/2" <a href="#">B-980-1-88</a><br/> O.D. Tube 5/8", Pipe 1/2" <a href="#">B-980-1-108</a></p> |  | <p>MALE ELBOW SWIVEL [980]</p> <p>O.D. Tube 3/8", Pipe 3/8" <a href="#">B-969-1-66</a><br/> O.D. Tube 1/2", Pipe 3/8" <a href="#">B-969-1-86</a><br/> O.D. Tube 1/2", Pipe 1/2" <a href="#">B-969-1-88</a><br/> O.D. Tube 5/8", Pipe 1/2" <a href="#">B-969-1-108</a></p> |
|---|---|---|---|

# TRANSMISSION SHIFT

|   |  |   |  |
|---|--|---|--|
|    | <p>SLOTTED SLEEVE COLLET [560]</p> <p>1/8" <a href="#">B-560-2</a><br/> 5/32" <a href="#">B-560-2.5</a></p>                        |  | <p>NUT COLLET [561]</p> <p>1/8" B-561-2<br/> 5/32" B-561-2.5</p>   |
|    | <p>UNION COLLET [562]</p> <p>1/8" <a href="#">B-562-2</a><br/> 5/32" <a href="#">B-562-2.5</a></p>                                 |  | <p>MALE CONNECTOR COLLET [568]</p> <p>5/32" x 1/16" <a href="#">B-568-2.51</a><br/> 5/32" x 1/8" <a href="#">B-568-2.52</a><br/> 1/8" x 1/16" <a href="#">B-568-21</a><br/> 1/8" x 1/8" <a href="#">B-568-22</a></p> |
|  | <p>MALE ELBOW COLLET [569]</p> <p>5/32" x 1/8" <a href="#">B-569-2.52</a><br/> 1/8" x 1/16" B-569-21<br/> 1/8" x 1/8" B-569-22</p> |   |  |

# DRAIN COCKS / VALVES HEATER PARTS

|   |  |  |
|---|--|--|
|  | <p>EXTERNAL SEAT [801]</p> <p>1/8" B-801-2<br/> 1/4" <a href="#">B-801-4</a><br/> 3/8" B-801-6<br/> 1/2" B-801-8</p> | <p>H/D INTERNAL SEAT [802]</p> <p>1/4" B-802-4</p>     |
|  | <p>INTERNAL SEAT [808]</p> <p>1/8" B-808-2<br/> 1/4" B-808-4</p>   | <p>PLUG TYPE [836]</p> <p>1/4" MALE THREAD B-836-4</p> |

|  |   |  |   |
|--|---|--|---|
|  | <p>GROUND SEAT [840]</p> <p>1/8" B-840-2<br/> 1/4" <a href="#">B-840-4</a><br/> 3/8" B-840-6</p>  |  | <p>FEMALE PIPE [875]<br/> BOTH ENDS</p> <p>1/4" THREAD B-875-4</p>  |
|  | <p>MALE TO FEMALE PIPE [880]<br/> 1/4" THREAD B-880-4</p> <p>FEMALE PIPE TO MALE PIPE [882]<br/> 3/8" - 3/8" B-882-66<br/> 1/2" - 1/2" B-882-88</p> |  | <p>HOSE TO MALE PIPE [881]</p> <p>Hose 3/8" Pipe 3/8" <a href="#">B-881-66</a><br/> Hose 5/8" Pipe 3/8" <a href="#">B-881-106</a><br/> Hose 5/8 " Pipe 1/2" <a href="#">B-881-108</a><br/> Hose 3/4" Pipe 3/8" B-881-126<br/> Hose 3/4" Pipe 1/2" <a href="#">B-881-128</a></p> |
|  | <p>HOSE TO PIPE NIPPLE [1712]</p> <p>HOSE 5/8" x MALE 1/2" <a href="#">B-1712-108</a><br/> HOSE 3/4" x MALE 1/2" <a href="#">B-1712-128</a></p>     |  |   |

